




S.D. PUBLIC SCHOOL

HOLIDAYS HOMEWORK

2024-25

CLASS VIII



Summer Vacation

Ah, summer break, that magical time of year when the days stretch out like lazy cats in the sun, and every moment holds the promise of adventure. It's a time for sandy toes and salty air, for ice cream cones and starlit nights, for spontaneous road trips and long, lazy afternoons spent lost in a good book. Whether you find yourself under a canopy of stars in the wilderness or atop a skyscraper overlooking a bustling metropolis. You travel new places, pick up new hobby or simply spend time with loved ones, embrace every moment and cherish the experiences that come your way. Wishing you a summer filled with joy, growth and unforgettable moments.



HAPPY SUMMER BREAK!

GENERAL INSTRUCTIONS:

1. Holiday Homework consist of two sections:

Sec 1 : Interdisciplinary project

Sec 2: Creative Corner

Both the sections are compulsory.

2. Also revise all the chapters done so far for UT 1.
3. Complete all the educosoft assessments due.
4. Submit it by 5 July 2024 to respective subject teachers.



INTERDISCIPLINARY PROJECT- LAKSHADWEEP ISLANDS/ANDAMAN & NICOBAR ISLANDS/DELHI

SUBJECT	ASSIGNMENT /PROJECT / ACTIVITIES
ENGLISH	Travel Brochure: Research about places to visit in Andaman and Nicobar Islands and prepare a travel brochure describing the location, ways to reach there, weather, best time to visit ,hotels, the food, suggested activities, culture etc. Prepare a brochure which is complete in information and also captivating enough to impress.
HINDI	अंडमान/दिल्ली के किसी एक प्रसिद्ध पर्यटक स्थल की जानकारी (चित्र सहित) A4 शीट पर लिखिए।
MATHEMATICS	Roll No. 1-23 Find out the aerial distance and road distance of Andaman and Nicobar from Delhi. Answer the following questions on the basis of above information: a. What are the different modes of transport by which you can reach there? b. Find out the cost and time of travel by different means.

- c. Also calculate the speed of each transport on the basis of the information you calculated.
- d. Find data on the number of tourists visiting the region annually. Calculate the percentage increase or decrease in tourism over the past few years.

Roll no. 24 onwards

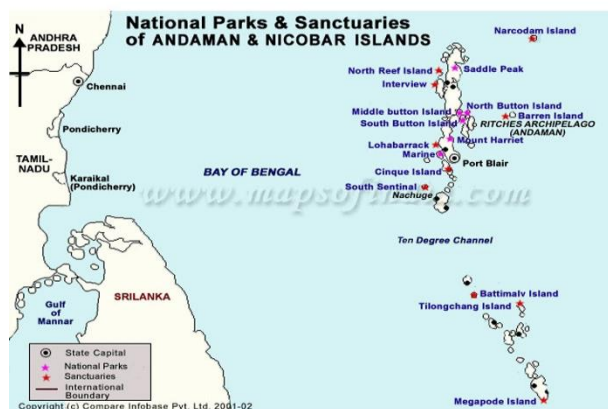
Find out the aerial distance and road distance of Lakshadweep from Delhi.

Answer the following questions on the basis of above information:

- a. What are the different modes of transport by which you can reach there?
- b. Find out the cost and time of travel?
- c. Also calculate the speed of transport on the basis of the information you calculated.
- d. Find data on number of tourists visiting the region annually. Calculate the percentage increase or decrease in tourism over the past few years.
- e Find data on number of tourists visiting the region annually. Calculate the percentage increase or decrease in tourism over the past few years.

SCIENCE

The Andaman & Nicobar Islands have a Geographical area of 8249 sq. km, out of which an area of 7171 sq. km (87%) is notified as forest under Indian Forest Act, 1927 and this rich Ecosystem support a variety of Flora and Fauna with in itself. Out of the total area 7171 sq km notified as forest 70% is totally protected in the form of Tribal Reserve, Biosphere Reserve, National Park and Sanctuaries and further in the form of mangrove conservation working circle and protection working circle even within the area covered by Working Plans.



Based on your research answer the following questions-

- 1) Locate any 5 National Park, wildlife sanctuary and one biosphere reserve of Andaman Nicobar Island on the political map of Map.
- 2) Write the names of any five endemic and endangered species of flora and fauna of these places with pictures.
- 3) What are various Acts implemented by the 'DEPARTMENT OF ENVIRONMENT & FOREST' Andaman & Nicobar Administration for the conservation of wildlife?
- 4) What is the importance of "Chidiya Tapu" in Andaman Nicobar Island. Paste relevant pictures.

SOCIAL SCIENCE

Prepare a Infographics on comparison between Delhi and Lakshadweep Island (Roll number 1- 22)

Delhi and Andaman Nicobar Islands (Roll number 23 onwards)

Use A3 Sheet (coloured papers, photographs from magazine and newspapers)(which are easily available)

BASIS	DELHI	LAKSHADWEEP ISLAND	ANDAMAN NICOBAR
Date of Formation			
Area			
Geographical Area (Paste Map)			
Population (Draw Pie chart)			
Administration (Paste picture of current Governor, and write their roles and responsibilities)			
Natural Disaster (Any Recent Natural calamity that occurred) causes and precautions.			

SANSKRIT

अंडमान में रहने वाली जनजातियों तथा दिल्ली में रहने वाले लोगों के बीच तुलनात्मक अध्ययन करें। अंडमान में रहने वाली किसी भी जनजातियों के समूह के बारे में जानकारी एकत्रित कर A3 साइज शीट पर लिखें।

FRENCH

Roll no. 1-23

1) Create a collage on A3 size sheet with colorful pictures and information in french language of amazing places to visit for a French citizen who is planning to visit Andaman & Nicobar Island that would make his trip worth remembering.

Roll no 24 onwards

1) Create a collage on A3 size sheet with colorful pictures and information in French language of amazing places to visit for a French citizen who is planning to visit Lakshadweep that would make his trip worth remembering.

ENGLISH

1. Read any book/novel of your choice . Write the synopsis as well as about the author and his other works in a scrap file. Make an effort to add colours and pictures to your work .

OR

Create a dictionary taking any 30 different professions like an engineer, an astronaut, a paediatrician a surgeon, an actor, a director etc. Arrange the words the way they are arranged alphabetically in a dictionary and write the meaning and paste a picture. Write two words on one page. Try to make it

colourful and attractive.

2. Read and enjoy the stories from CBSE READING APP. Speaking activity will be conducted from the stories that you read when you come back after vacations.

HINDI

1. हस्तकला को प्रोत्साहन देने हेतु अपने हाथों की कारीगरी दिखाते हुए कोई उत्पाद नाइए तथा उसे बनाने की विधि अनुच्छेद रूप में लिखो | (A4 sheet (5 MARKS)
{पाठ- लाख की चूड़ियां पर आधारित}
2. पूरक पुस्तिका गीता-सार पढ़िए तथा पाठों के पीछे दिए प्रश्नों के उत्तर ढूंढने का प्रयास कीजिए कक्षा में चर्चा की जाएगी |

MATHS

1. Do the given activities as per you roll no.

Roll No. 1 - 8

Calculate the electricity bill of your house for last 6 months and compare and analyze the electricity consumption by you in these months. Mention any 5 sustainable steps you could take to reduce your electricity consumption.

Roll No. 9-16

Make beautiful Celtic knotwork.

You can use the given link for reference.

view.officeapps.live.com/op/view.aspx?src=https%3A%2F%2Fwww.artfulmaths.com%2Fuploads%2F5%2F2%2F0%2F5%2F52054835%2Fceltic_knotwork.pptx&wdOrigin=BROWSELINK

Roll No. 17-24

Make an Islamic Geometric Design using mathematical concepts. You can use the given link for help

view.officeapps.live.com/op/view.aspx?src=https%3A%2F%2Fwww.artfulmaths.com%2Fuploads%2F5%2F2%2F0%2F5%2F52054835%2Fislamic_geometry_fourfold_patterns.pptx&wdOrigin=BROWSELINK

Roll No. 25-34

Make an eco-friendly dustbin using 3 D solids.


Roll No. 34 onwards

Make an attractive Warli Art using mathematical concepts on A3 sheet.

2. Attempt the assessment on the app Countingwell .

The app can be downloaded from the following links:

Android users may download the app from:



<http://bit.ly/cwplaystore>

iPhone users may download the app from:

<http://bit.ly/cwappstore>

SCIENCE

“Creativity doesn’t wait for the perfect moment”

As a part of thrust on experiential learning, art integrated education will be embedded in the teaching learning process to create joyful learning experiences for the students. To strengthen the linkages between education and culture, you are required to make-

1. Kaleidoscope of Marine life-



Explore and create a beautiful 3 D model of coral eco system using clay, Paper Mache etc.

Examples-



Example-

<https://www.youtube.com/watch?v=zY1oS6SpBCc>

2. Save Electricity Campaign and Appreciation for Winners

- 1) What is SDG-12?
- 2) Is electricity consumed when the device is on standby mode?
- 3) What barriers do you face when trying to save energy?
- 4) Is it possible to increase energy efficiency at my home? If yes, suggest the possible ways.
- 5) What do you understand about standby power consumption?
- 6) How do you manage your heating and cooling system?
- 7) Make a tabular form of electricity bill consumed from May-July 2023 and May-July 2024.

Month	2023	2024
May		
June		
July		

- 8) How aware are you of the importance of conserving energy?
- 9) What changes did you observe if you and your family followed energy saving tips?
- 10) What further can be done to save electricity?

Note- Do this work in your science notebook.

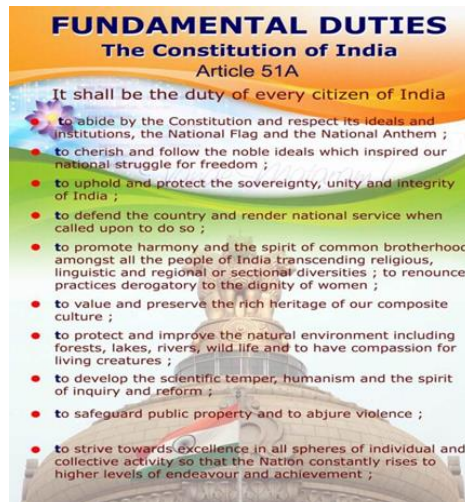
3. Build your impact profile -

'Do good work to make our world a better place to live in.' Click on yourself doing good work (Planting trees, caring for street animals, feeding birds, recycling waste, awaring others about SDG etc...) and upload it on Go Sharpener platform – The School Student network.
Don't forget to use relevant HASHTAG # with your picture.

SOCIAL SCIENCE

1. Create a beautiful Wall Hanging that represents the fundamental duties of a citizen of a nation. Write each duty on a separate placard.

Font - Times New Roman – size 14



Size - 51L x 30W Centimeters



2. Revise all the chapters done so far and Do the worksheets uploaded on the given link for the chapters done in the class.

https://drive.google.com/drive/folders/1W9_rOePxQRFZ0LWrHaLAaiYX3maYHDX5?usp=sharing

3. Reading Mania- Click the link and select any one book read and write a short summary on a A4 sheet-

<https://drive.google.com/drive/folders/10OnWsas5lvjsI9LhLX47BmGS2GGxsYZn?usp=sharing>

SANSKRIT

1. सुभाषितानि के श्लोक को A3 साइज शीट पर लिखे व कंठस्थ याद करें ।
2. शब्द रूप - अष्मद , युष्मद
(एतत् , तत् , फल - तीनों लिंग में लिखें)
3. धातु रूप - कृ , दृश , स्था , पा , चर् , खाद् , पठ् (चारों धातुओं में लिखें)
4. संस्कृत संख्या - 1 से 100 तक (कॉपी में करें)
5. संज्ञा , सर्वनाम , कारक , विभक्ति किसी एक विषय पर फ्लैश कार्ड बनाए ।

FRENCH

Roll no. 1 to 25 (point 1 and 3) and for roll no. 25 onwards (point 2 and 3 to be done)

- 1) Make a picture dictionary in French for each alphabet. Write one word that begins with it by using any adjective for it and also paste the picture of the same.
- 2) Create a collage on A3 size sheet with colorful pictures and information in french language of amazing places to visit for a French citizen who is planning to visit Andaman & Nicobar Island that would make his trip worth remembering.
- 3) Describe any famous personality in 5-8 lines in French language in your practice notebook.

CODING

Complete the mentioned courses on <https://studio.code.org/courses> and upload your certificates on the below-mentioned links according to your class/section.

Upload your Dance Party Certificate -

Couse link - <https://studio.code.org/join/WSNGFX>

VIII A - <https://wakelet.com/i/invite?code=ttm60h20>

VIII B - <https://wakelet.com/i/invite?code=q7dyyhe5>

ART AND CRAFT



HOLIDAYS HOMEWORK

Art Education

Class 8

Title	Class 8	pg no
WARLI ART ON EARTEN POT		44
TESSELLATION (DESIGN)		15
PAPER CUTTING ACTIVITY(COLLAGE WORK)		88
TISSUE PAPER RECYCLED ART		94

- MAKE A MOBILE COVER USING FELT SHEET OR VIBRANT COLOURED CLOTH USING LONG STICH METHOD OF STICHING AND APPIQUE ART
- MAKE AND DESIGN A SHAGUN ENVELOPE USING ANY OF THE TRADITION FOLK ART OF INDIA

